

# PENNSYLVANIA RAILROAD MAP

JANUARY 2012

## RAILROADS OPERATING IN PENNSYLVANIA

## PARENT ORGANIZATION / RAILROAD FAMILY

## NON-OPERATOR-OWNERS OF ACTIVE RAIL LINES

AMTK National RR Passenger Corp.  
 AOR Abington and Ohio River Railroad  
 ASR Allegheny Southern Railroad Inc.  
 AVR Allegheny Valley Railroad Company  
 BDRV Belvidere & Del. Riv. Railway Co. Inc.  
 BHRX Bellefonte Historical RR (Tourist)  
 BRP Buffalo & Pittsburgh Railroad Inc.  
 CCA Cambria County Transit Authority  
 CHR Chestnut Ridge Railway Company  
 CM Cumberland Mine Railroad  
 CN / BLE Canadian National  
 Bessmer & Lake Erie Railroad  
 CNVK Central New York Railroad Corp.  
 Columbia and Reading Railway Co.  
 CPSS Central Pacific Railway  
 CR Conrail Shared Assets  
 CSXT CSX Transportation Inc.  
 DL Delaware-Lackawanna RR Co. Inc.  
 EBG Eastern Berks Gateway Railroad Co.  
 EB East Broad Top Railroad (Tourist)  
 EEC East Erie Commercial Railroad  
 ESM East Penn Railroad LLC  
 EV Everett Railroad Company  
 GET Gettysburg & Northern Railroad  
 GSR Gettysburg Scenic Railway (Tourist)  
 HRS Holidaysburg and Roaring Spring Railroad Company

JTCC Juniata Terminal Company  
 JVR Juniata Valley Railroad Company  
 KJR Kiski Junction Railroad  
 KRL Kasgro Rail Corporation  
 LRWY Lehigh Railway, LLC  
 LS Luzerne & Susquehanna Railroad Co.  
 LVR Landisville Railroad, LLC  
 LVRB Lehigh Valley Rail Management, LLC-1  
 Bethlehem  
 LVRV Lehigh Valley Rail Management, LLC-2  
 Johnston  
 LVRW Lycoming Valley Railroad Company  
 MCLR McLaughlin Line Railroad  
 MPPS Maryland and Pennsylvania Railroad  
 MDRL Pennsylvania Southwestern Railroad  
 MDH Middletown & Hummelstown Railroad  
 MCK Mckeesport Connecting Railroad Co.  
 MMMD Maryland Midland Railway Inc.  
 MPPS Maryland and Pennsylvania Railroad  
 MPPS Preservation Society (Tourist)  
 MSUB Mital Steel USA Railways-BRVY  
 MSUS Mital Steel USA Railways-SH  
 MSUJ Mital Steel USA Railways-JMP  
 MTC Mount Union Connecting Railroad  
 NBER Nitany & Bald Eagle Railroad Co.  
 NCR New Castle Industrial Railroad Inc.

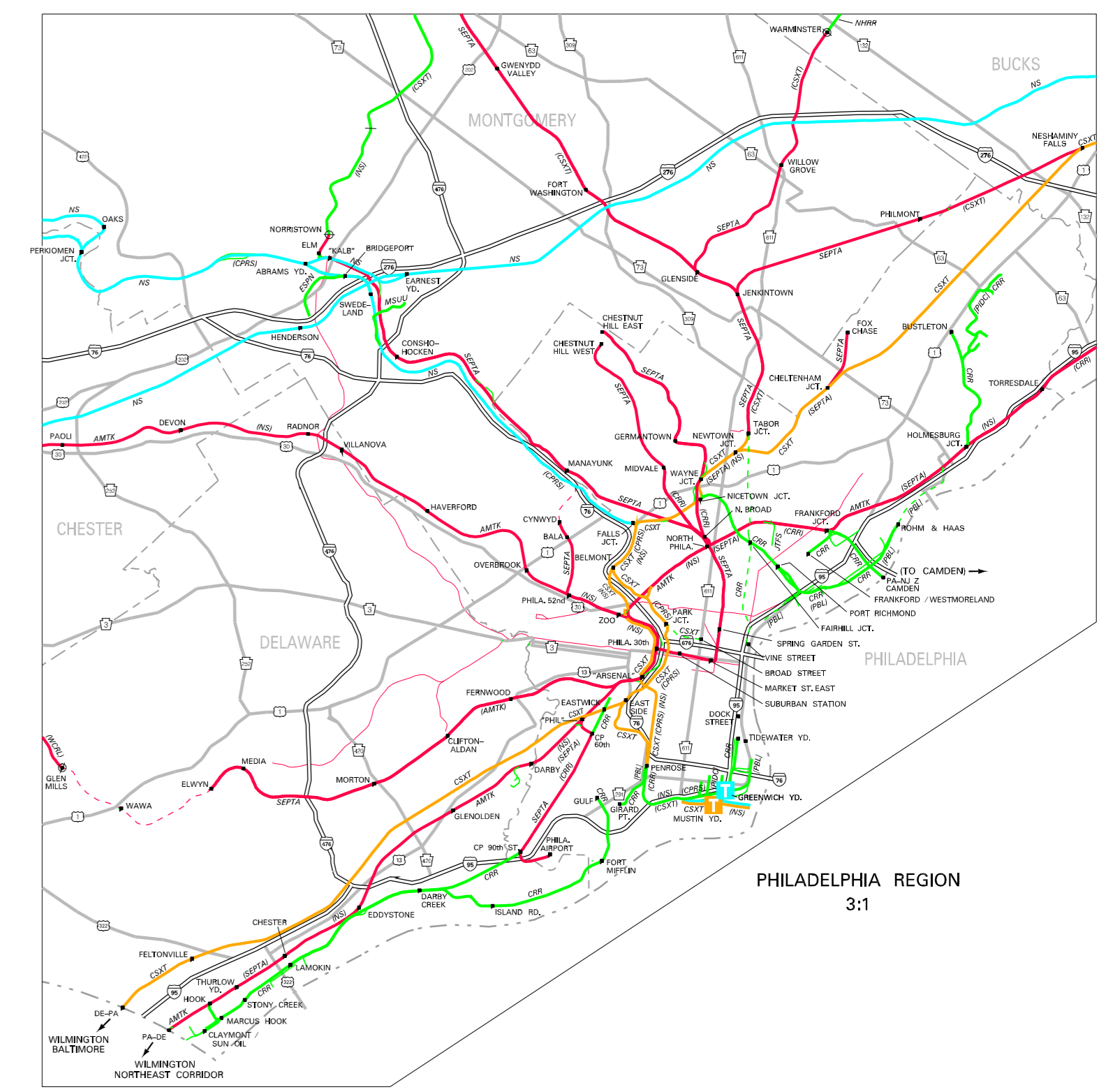
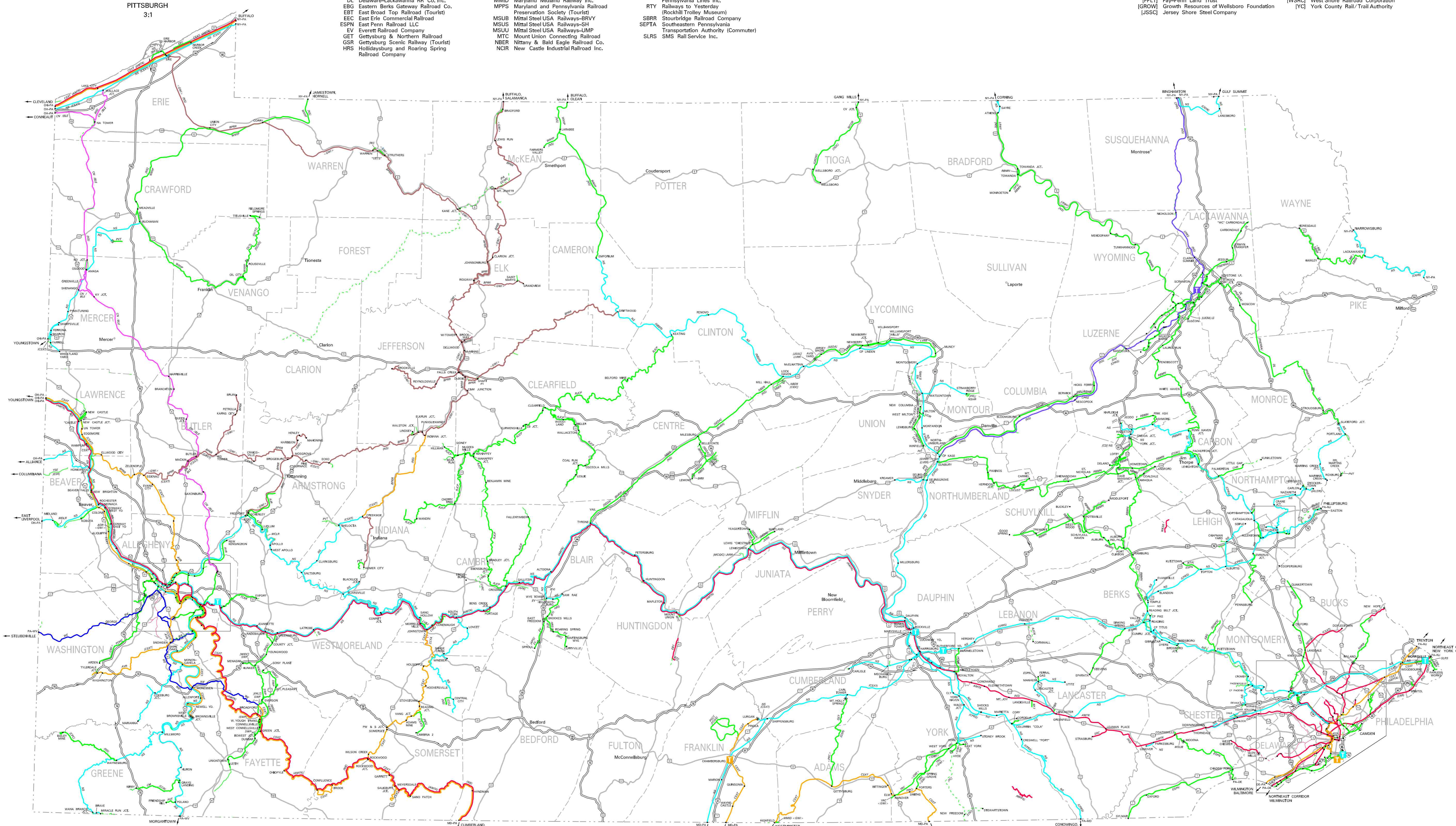
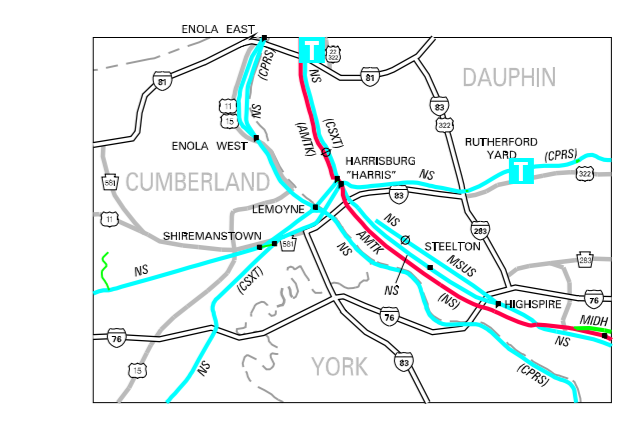
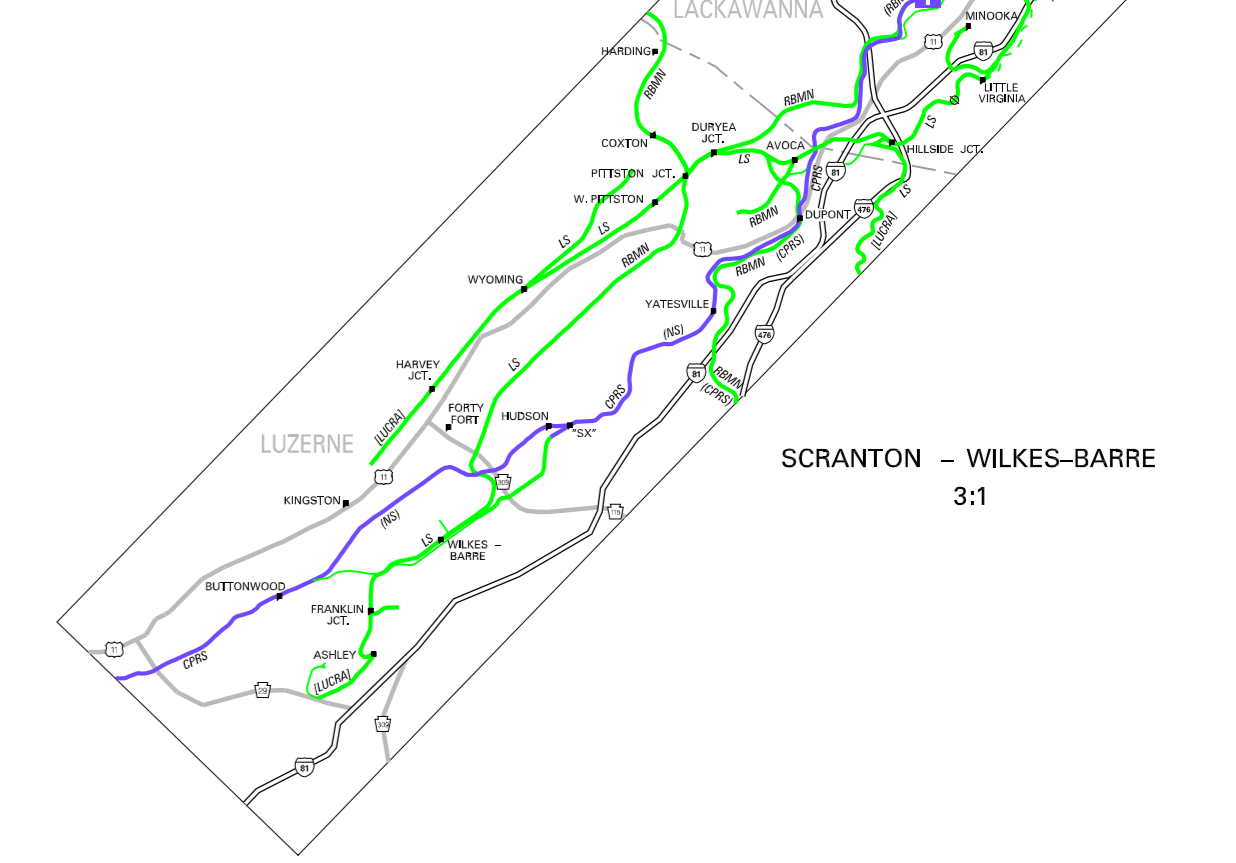
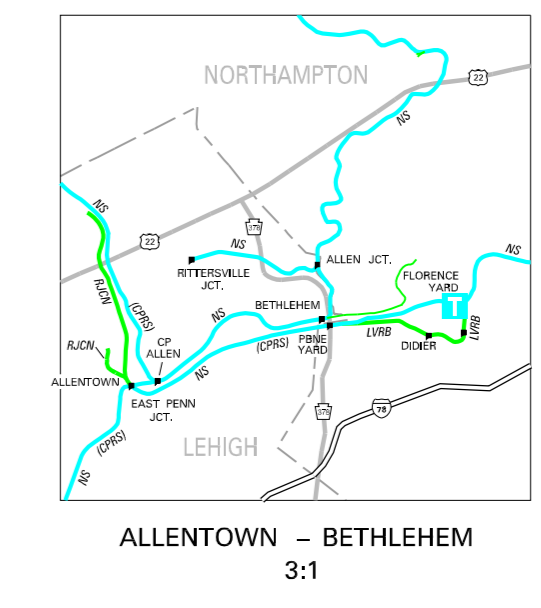
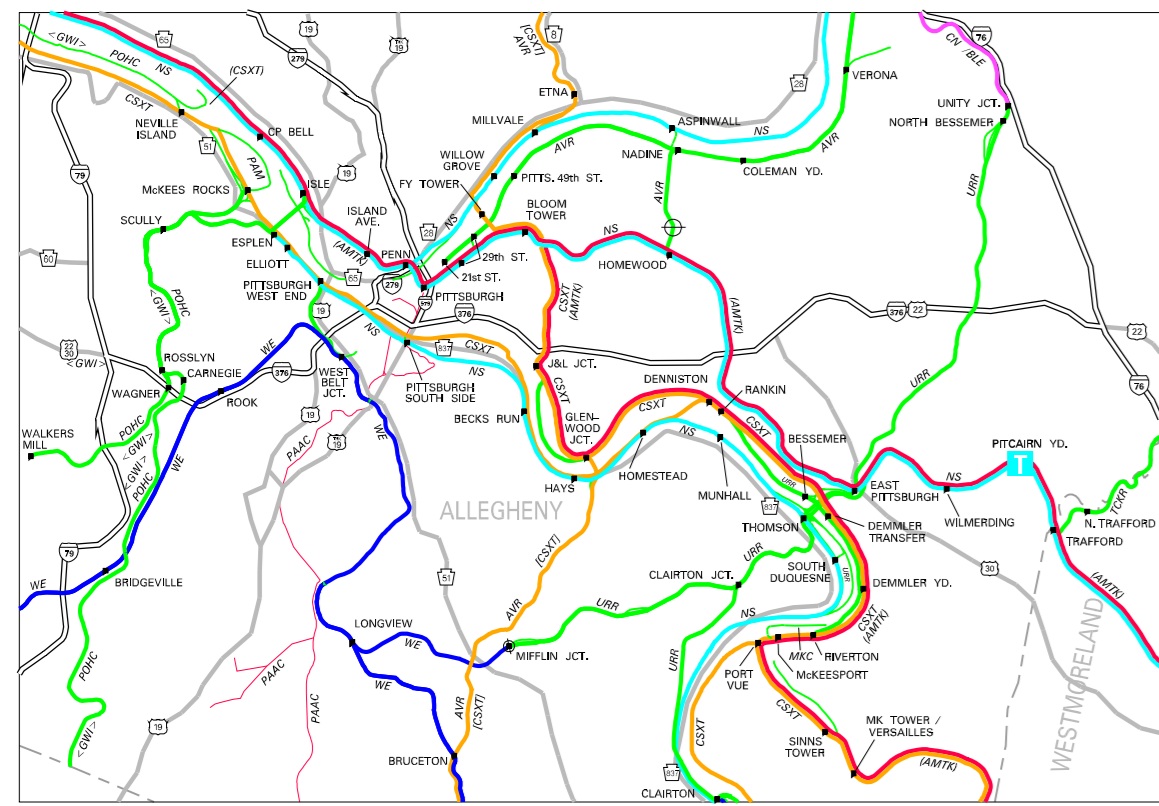
NDC N.D.C. Railroad Company  
 NHR New Hope & Ivyland Railroad  
 NS Norfolk Southern Railway Company  
 NSHR North Shore Railroad Company  
 PAAC Port Authority of Allegheny County (Commuter)  
 OCTL Oil Creek & Tusculum Lines  
 OCTT Oil Creek & Tusculum Railroad (Tourist)  
 PAAC Port Authority of Allegheny County (Commuter)  
 PAM McKees Rocks Railroad Company  
 POHC Pittsburgh & Ohio Central Railroad  
 PSCC Pennsylvania and Southern Railroad  
 PTM Pennsylvania Trolley Museum  
 PVT Privately Owned  
 RBAN Reading Blue Mt. & Northern Railroad  
 MDRL Maryland and Pennsylvania Railroad  
 MDRL R. J. Corman Railroad Co./  
 Allentown Lines Inc.  
 RJCP R.J. Corman Railroad Co./  
 Pennsylvania Lines Inc.  
 RTY Railways to Yesterday  
 (Rockhill Trolley Museum)  
 SBRR Stourbridge Railroad Company  
 SEPTA Southeastern Pennsylvania  
 Transportation Authority (Commuter)  
 SLRS SMS Rail Service Inc.

SRC Stourbridge Railroad Company  
 STRT Stewartstown Railroad Company  
 SVRR Shamokin Valley Railroad Corp.  
 SWP Southwest Pennsylvania Railroad Company  
 TCRL Turtle Creek Industrial Railroad  
 TIOC Tioga Central Railroad (Tourist)  
 TYBR Tyburn Railroad Company  
 UCR Union County Industrial Railroad Company  
 URR Union Railroad Company  
 WKSR Wamamaker, Kempton, & Southern Inc. (Trst.)  
 WCOR Wheelabrator & Corning Railway Company  
 WE Whedding & Lake Erie Railway  
 WCRL West Chester Railroad Company (Tourist)  
 WNYF Western New York & Pa. Railroad Inc.  
 YRC York Railway Company  
 YSE Youngstown & Southeastern Railway Company

<GW> Genesee & Wyoming Inc.  
 <ME> Morristown & Erie Railway, Inc.  
 <PRC> Pioneer Railcorp.

[ALP] Almondo, LP  
 [API] AP Green Industries Inc.  
 [APP] Allegheny Portage Railroad  
 [BC] Berks County Railroad Preservation and Restoration Company  
 [BERK] Berks County Authority  
 [BLRV] Belvidere & Lehigh River Railway Co.  
 [CC] Coal Contractors Inc.  
 [CCCL] Custom Coals Lateral  
 [CCR] Cyprus - Cumberland Resources  
 [CCRC] Carbon County Railroad Commission  
 [CD] Can Do Inc.  
 [CID] Clinton County Ind. Development Corp.  
 [CFC] Consolidation Coal Company  
 [EA] Emerald Anthracite  
 [ESR] Eastern States Railroad, LLC  
 [FCA] Franklin County General Authority  
 [FPLT] Fay-Penn Land Trust  
 [GROW] Growth Resources of Wallboro Foundation  
 [JSSC] Jersey Shore Steel Company

[KTA] Kutztown Transportation Authority  
 [LUCRA] Luzerne County Redevelopment Authority  
 [IMC] Morrison Cove Railroad Inc.  
 [MIDC] Mifflin County Industrial Development Corporation  
 [OHC] Oil Creek Railway Historical Society  
 [PBL] Philadelphia Belt Line Railroad Company  
 [PBI] PBI Coals Inc.  
 [PHIC] Philadelphia Industrial Development Corp.  
 [PNERRA] Pennsylvania Northeast Regional RR Authority  
 [PPL] PPL Susquehanna LLC  
 [SEDA] SEDA-COG Joint Rail Authority  
 [SFS] Shaffer's Feed Service Inc.  
 [UCDC] Union County Industrial Development Corporation  
 [WDR] Western Deer & Reading Railroad Company  
 [WESI] West Erie Shortline Inc.  
 [WHI] Whiskey Industries  
 [WIMC] Westmoreland County Industrial Development Corporation  
 [WSRC] West Shore Railroad Corporation  
 [YV] York County Rail/Trail Authority



**RAILROAD MILEAGE FIGURES (1/1/11)**

CLASS 1 RAILROADS	5,899 Miles
REGIONAL RAILROADS	421 Miles
LOCAL LONG HAUL, SWITCHING AND TERMINAL RAILROADS	1,971 Miles
NON-OPERATOR OWNED FREIGHT TRACK	99 Miles
TOTAL FREIGHT RAILROAD MILES IN PA	8,390 Miles
AUTHORITY OWNED	863 Miles
TOTAL RAILROAD MILES IN PA	9,253 Miles

\*through 2011 includes SEPTA and PAAC owned operating railroads.

**RAILROAD OPERATORS**

- AS - OPERATING OWNER / CONTRACT OPERATOR
- PNV - NON OPERATING OWNER
- TRK - TRACKAGE RIGHTS
- NS MULTI - MODAL FACILITY
- CSX MULTI - MODAL FACILITY
- REGIONAL RAILROAD OPERATORS
- BUFFALO & PITTSBURGH R.R., INC
- WHEELING & LAKE ERIE RAILWAY

**RAILROAD NODE POINTS (NAMES & STATIONS)**

- INDICATES CHANGE OF OWNERSHIP
- NS MULTI - MODAL FACILITY
- CSX MULTI - MODAL FACILITY

**RAILROAD CLASSIFICATIONS**

- PASSENGER & COMMUTER RAILROADS (Including Tourist Railroads)
- PASSENGER & COMMUTER RAILROADS Service Discontinued
- RAPID TRANSIT & LIGHT RAIL LINES
- RAPID TRANSIT & LIGHT RAIL LINES Service Discontinued
- LOCAL LINE HAUL / SWITCHING AND TERMINAL RAILROADS
- FREIGHT RAILROADS Service Discontinued

**CLASS 1 RAILROAD OPERATORS**

- CSXT
- CN / BLE
- NORFOLK SOUTHERN RAILWAY
- CANADIAN PACIFIC



PENNSYLVANIA RAILROAD MAP  
 PREPARED BY THE  
 PENNSYLVANIA DEPARTMENT OF TRANSPORTATION  
 BUREAU OF RAIL FREIGHT, PORTS, & WATERWAYS  
 BUREAU OF PLANNING AND RESEARCH  
 IN COOPERATION WITH THE  
 U.S. DEPARTMENT OF TRANSPORTATION  
 FEDERAL HIGHWAY ADMINISTRATION  
 FEDERAL RAILROAD ADMINISTRATION  
 JANUARY 2011  
 0 10 20  
 MAP SCALE IN MILES